



HAAKER
REFUSE

Refuse Trucks • Sweepers • Industrial Cleaning

Nobody Works Harder for You Than **HAAKER**



Legacy

For half a century, HAAKER Equipment has been the premiere supplier of public works and facilities maintenance equipment in California, Nevada, and Arizona.

Values

At HAAKER, we help our customers win by delivering unrivaled product and applications expertise, first-class customer support, and an extensive network of regional locations with service capability and parts inventory.

Mission

Our success depends on yours. Everything we do is designed to deliver an amazing customer experience for the full service life of your equipment. Put us to the test and you'll see that **Nobody Works Harder for You Than HAAKER.**



HAAKER
REFUSE

(800) 200-3432

www.haakerrefuse.com

FAMILY OWNED
& OPERATED

OVER
50
YEARS

COMMITTED TO

OUR CUSTOMERS

Contents



Refuse Trucks

- Side Loaders 2
- Front Loaders 4
- Rear Loaders 6
- Zero Emissions 8

Other Equipment

- Street Sweepers 10
- Floor Sweepers & Scrubbers 11
- Facility Equipment 12
- Hauling Solutions 14
- Power Washers 15

Rental Fleet 16

Service & Support 17

Zero-Emissions Options 18

Facilities 20





Zero-Radius Side Loader

Agile Arm Accelerates Collections

With a zero-swing arm that extends up to 12', you can maintain efficiency, even on routes with cul-de-sacs, on-street parking, and other access challenges.

- 4.73 yd³ hopper with a fast pack cycle to improve efficiency
- 22, 24, 36, 27, 28 or 31 yd³ body
- Load-sense hydraulics to save fuel
- Electronic proportional controls for smooth operation at idle
- Grabber assembly to lift 30- to 110-gallon cans weighing up to 550 lb
- Full-eject body to reduce chassis wear and improve driver safety





AutoReach Side Loader

Multi-Axis Arm Lifts Heavy Loads

With a lift capacity of 2000 lb, the arm on the AutoReach extends outward and articulates side to side along an 8 ft arc. It handles cans from 20 to 110 gallons—or up to 300 gallons as an option.

- 4.7 yd³ hopper
- 22, 24, 27, 28 or 31 yd³ body
- 900 lb/yd³ compaction
- Tandem hydraulic pumps for operation at idle speed, reducing noise and fuel use



Excalibre
Video



Excalibre™ Cylinders

Extend Service Life,
Reduce Cost of
Ownership

Every McNeilus refuse truck comes with Excalibre™ packing cylinders, each of which features a nitrided rod and patented tool steel shaver. The design reduces wear and hydraulic contamination, extending uptime and service life.



Meridian Front Loader

Strength, Versatility, Capacity

With its optimized base body weight, the McNeilus Meridian™ front loader achieves a capacity of 14 tons while keeping within state and federal weight restrictions.

- 13.2 yd³ hopper
- 32, 36, 40, or 43 yd³ body
- 119,000 compaction force
- Arm lift/carry capacity of 10,000 lb
- Arm cycle time down to 16 seconds
- Position sensors for arm and fork to enhance control
- Side-mounted hydraulics for clear head frame protects hydraulic valves and improves operator safety
- McNeilus CODE™ CAN-based controls to simplify operation, diagnostics, status messages, and more



Schedule
A Demo or
Get a Quote



Atlantic Front Loader

For Tough Commercial & Residential Routes

A fast pack cycle keeps the Atlantic's hopper clear, saving time on densely populated routes. Reliable and easy to service, this unit promotes a low lifetime cost-of-ownership.

- 12 yd³ hopper
- 36, 40, 43 or 45 yd³ body
- 118,800 compaction force
- Arm lift/carry capacity of 10,000 lb
- Arm cycle time down to 12 seconds
- Pusher and tag-axle options
- Eight-point locking tailgate eliminates leakage
- Reliable, easy-to-use CAN-based controls for reduced wiring
- Not available in CA





Standard Rear Loader

Industry's Top Workhorse

Versatility, productivity, and reliable performance distinguish the McNeilus rear loader from the competition. Suitable for residential and commercial pickups, it's offered with options including a container lift bar and a cart tipper to lighten the workload.

- 3 yd³ hopper
- 17, 20, 25, 28 or 32 yd³ body
- 16–18 sec pack cycle
- Tough abrasion-resistant steel in high-wear areas
- Highest resale value among comparable trucks
- Simplified maintenance with fewer service points





Heavy-Duty Rear Loader

Pack More Collections into a Shift

With high capacity, quick pack cycle, and the ability to achieve 1000 lb/yd³ compaction, the McNeilus heavy-duty model is perfect for running long, densely populated routes.

- 3 or 3.5 yd³ hopper
- 20, 25, 28 or 32 yd³ body
- Fast pack cycle time
- Time-saving pack-on-the-go hydraulics



Extra-Compaction Rear Loader

For demanding routes, this model achieves compaction up to 1200 lb/yd³, thanks to larger 3.5 yd³ hopper and beefier slide and sweep cylinders. It also boasts a thicker body floor, reinforced load edge, and an extended tailgate seal.

Split-Body Rear Loader

Designed for dual-stream refuse collection, the split-body offers independent control of each side. The body is split 60/40, and offers a total capacity of 25 or 32 yd³. Optional organics package allows compost pickup.





ePTO Electric Rear Loader

Body Powered by Chassis' Electric-driven Hydraulics

This self-contained truck meets CARB and EPA zero-emissions requirements, and is offered in multiple chassis brand options. The body features the same McNeilus welded high-grade steel construction. Quiet hydraulics help maintain low-noise operation.

- Full-day operation
- 3 yd³ hopper
- 900 lb/yd³ compaction
- Rapid cycle times (16 sec dump; 6 sec sweep extend/retract; 10 sec slide extend/retract; 30 sec tailgate open; 20 sec ejection)
- Common McNeilus controls reduce training requirements
- High-performance, low-wear Excalibre cylinders available
- Standard, heavy-duty and extra-compaction variants available



[Schedule
A Demo or
Get a Quote](#)





Volterra Electric Side Loader

North America's First Fully Integrated Electric Refuse Truck

Delivering an estimated 14% improvement in total cost of ownership versus IC models, the Volterra is certified for CARB and EPA compliance. Operators enjoy low 15" step, raised visibility, and roomy interior.

- Full-day operation on single charge (10 hr, 1000 picks, 80 miles)
- 300,000-mile battery service life rating
- Turning radius as tight as 57'
- Real-time data and vehicle monitoring
- Zero-radius arm offers 6' reach, or 12' as option
- 27 yd³ capacity (31 optional)
- Up 65 mph
- Driver assistance





Broom Badger*

Compact Mechanical Street Sweeper

This dual-engine sweeper is easy to maintain and operate. It requires no CDL, and offers a short (109") wheelbase with a tight turning radius.

- 4 yd³ hopper
- 220-gal water tank for dust suppression
- 10' sweep path
- Variable dump height up to 10'

More Info



Street Sweepers

*



More Info



Parking Lot Sweepers



Raptor II

Air Sweeper

- 5 yd³ hopper
- Up to 8.5' sweep path
- 100-gal water tank for dust suppression
- 67" dump height





Nautilus

- Scrubber with stainless steel deck
- Easy access debris tray
- Adjustable squeegee
- Edge scrubbing
- LPG, gas, diesel, or electric powered



Armadillo

Indoor/Outdoor Sweeper

- All-steel sweeper frame
- Full-service 180-degree swing-out engine
- Sweeping path up to 84"
- Dual synthetic panel filters
- Curb-climbing tires

More Info



Ride-on
Floor
Sweepers



More Info



Walk-behind
Floor
Sweepers

Walk-Behind

- Scrubber with cylindrical/disc brushes and pads
- Dual vacuum motors
- Direct brush release
- Easy, ergonomic operation



* Not Available In Northern California



LS175*
Vacuum Sweeper

The only made-in-America closed-cabin sweeper with 48" wide clearance and high dump, the LS175 offers outstanding productivity out of the gate with no CDL needed.

- 2000 cfm fan
- High-dump 1.75 yd³ hopper
- 2 gpm at 1800 psi washing
- 15' retractable hose

More Info



Vacuum Sweepers



Collect
Litter Collector

- Electric outdoor vacuum
- Up to 16 hours per charge
- Compact, maneuverable, and self-propelled
- High suction power with variable speed
- Climbs curbs up to 8"

*



*



*





Payloader*

- Up to 4 passengers or 4,000 lb
- Range up to 30 miles
- Towing up to 18,000 lb
- High maneuverability
- Not available in Northern California



Classic*

- Up to 4 passengers or 1,400 lb
- Range up to 130 miles
- Towing up to 4,000 lb
- Versatile 63" x 48" bed
- Backup camera
- Speeds up to 25 mph



More Info



Comms Headsets

Sonetics Headsets

Protect your hearing while enhancing communication.

- Hands-free operation
- Real-time communication
- Listen-through capability
- Up to 24-hr battery life



More Info



Utility Vehicles

*

*



* Not Available In Northern California

SWITCH-N-GO**STETCO**

More Info

Multi-Use
Work Trucks

Lift Truck

Versatile Carrying Power

Interchangeable bodies make the Switch-N-Go the perfect choice for fleet managers looking to maximize capability while reducing vehicles count.

Powerful cable hoist lifting (electric-over-hydraulic or full hydraulic) lets you switch bodies with the push of a button.

Lift Bodies

More than 30 available bodies include:

- Dump
- Storage
- Flatbed
- Dropbox
- Arbor
- Subframe



More Info

Clamshell
Bucket Trucks

Stetco 920

Clamshell Bucket Truck

- 35' reach below grade
- 14' hydraulic boom reach
- 2-3 yd³ debris body
- Non-CDL




(800) 200-3432 • www.haakerrefuse.com



Hydro Tek Trailer Pressure Washer

- Powder-coated steel frame
- Range of configurations for pressure, flow and heat
- Water-tight seal
- Torsion axles



Powerload Skid Industrial-strength Cleaning

- Full-day operation on one charge
- Fits any half-ton pickup
- Diesel hot-water burner available
- 100-gal water tank

More Info



Pressure Washers



Zero Emissions
Options



McNeilus
ePTO
Rear Loader
Refuse Truck



McNeilus
Volterra
Side Loader
Refuse Truck



Elgin
Broom Bear *
Street Sweeper



Powerboss
Nautilus
Facility Sweeper



Powerboss
Scrubmaster
Floor Scrubber



Madvac
LS125 E, LR50 E
Grounds Sweepers

*





Stetco

950 Combo

Clamshell Bucket
Truck



Tuffy

PowerLoad

Pressure Washer



Glutton

Collect

Litter Collector



* Not Available In Northern California



McNeilus
Zero Radius
Side Loader
Refuse Truck



McNeilus
Meridian
Front Loader
Refuse Truck



McNeilus
Standard
Rear Loader
Refuse Truck



Elgin
Broom Bear*
Street Sweeper



Powerboss
Atlas
Floor Sweeper



Powerboss
Nautilus
Floor Sweeper



Powerboss
Scrubmaster
Floor Scrubber



Powerboss
Walk-Behind
Floor Scrubber



Hydro Tek
Trailer
Pressure Washer



Maintenance

Protection for the Long Haul

With scheduled maintenance from HAAKER Refuse, you'll maximize the performance and service life of your equipment investment.

Our factory-certified techs are trained to deliver an outstanding customer experience for every step of the ownership life cycle.



Repairs

When the unexpected happens, trust our technicians to have you back up and running in record time.



Parts

Boost your uptime with parts inventory at our six fully stocked regional depots.



Accessories

Extend your capabilities whenever the job requires with our full range of factory-certified accessories and consumables.



Support

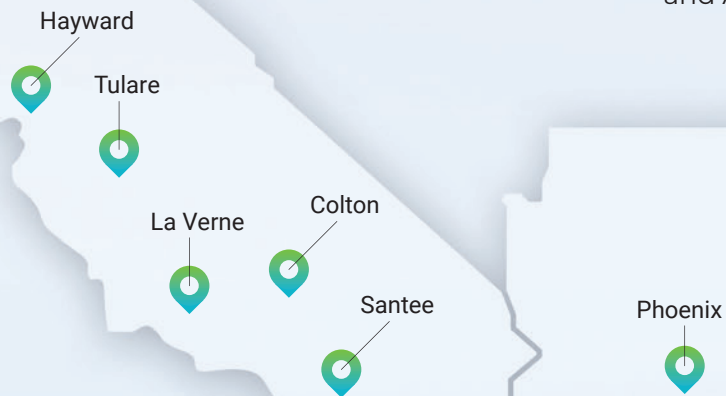
Our customer success team is available 24/7 to help you up your game and solve challenges quickly.



** Not Available In Northern California*

Location Is Everything


Your equipment is only as good as the people and resources that stand behind it. Rest assured, HAAKER Refuse has facilities, expertise, and inventory strategically deployed across California and Arizona to serve you.





Los Angeles

2070 N. White Ave.
La Verne, CA 91750
(909) 598-2706



Inland Empire

401 N Pepper Ave.
Colton, CA 92324
(909) 370-2100



Phoenix

2940 W. Virginia Ave.
Phoenix, AZ 85009
(602) 266-8214




San Diego

9465 Mission Park Place
Santee, CA 92071
(619) 569-1946



Central Valley

4490 South K St.
Tulare, CA 93274
(559) 220-8897



Northern California

3624 Munster Ave., Unit A
Hayward, CA 94545



HAAKER
REFUSE

(800) 200-3432 • www.haakerrefuse.com



HAAKER
REFUSE

(800) 200-3432

www.haakerrefuse.com